



**Vendro**

EN

# Vendro

Rotary tedders



KRONE

Page 24

or er de nd o re d nd  
or e

Page 5

Page 5



N KRONE O

nd re d e ro n n de


ing design for effective self-cleaning

Page 6

ro d n e ne on ro nd o  
or e

Page 10

Page 11



e Vendro edder nd o or ne n  
which reflects of its modern and innovative techni  
de n e re n ero no e e nd  
refinements down to the smallest detail, offering  
o er or o or nd e dn oe e  
en or e

*KRONE Vendro*

*- Spezialised in quality!*

# Attachment and storage

n ed e nd n



eV ed nd o r e rn e  
ne en re o r er oe o e  
tractor, significantly reducing the lift require  
en o e ne n e o er ed  
small tractors. At the same time, less weight  
is taken off the front axle and steering is not  
affected.



The headstock offers various coupling posi  
on or e o n o e en ro  
or e e o n oe n ee on  
ed oe on oe ne e e  
e dn e ee eo en  
e o on o rn nd en re e  
er ed nd re d e n nd  
n de



n or e o on e edder re on o  
de nd r er n on o n ee  
In this position, it is also easily attached and  
re o ed ro e r or

## Compact and safe

- or oe en oe ree on n e
- en odn n o r n or o on
- or erde e nd e r or
- e o de n e e ro e  
ron e nd red e re re en
- ro nd e ron nd re r


**KRONE**





e edder e e n or dr  
 lic damper struts depending on specifica  
 on dr d er re e or  
 ne no on  
 e rn e oo o e er en e  
 machine is being raised out of work. Also, they  
 or o o d nd r on nd e o  
 en eddn n r ed ne o e er  
 n e de o r ed nd edded  
 no ere or e

e ro nd ere r o ner ne e  
 ro e o ed er r e ne  
 re o ed ro er or e nd r e e  
 ee ro e ro nd odn red e  
 ro on erod o or e



# New details in a modern styling

That brings brand recognition



... on the new design of the modern machine  
... for the round end of the brackets. Perfectly formed, the hoops offer easy access, safe operation and maximum longevity.

... being so compact, allowing it to make the tightest turns along field  
... order and on the end





# The KRONE OctoLink clutches

Frictional connections in any position

## Strong and efficient

- **KRONE OctoLink finger clutch** – eight fingers make frictional connections

- 

- **N**

- 

**All Vendro tedders benefit from the tried-and-tested KRONE OctoLink finger clutches.**



### Eight grippy fingers

Each rotor is driven by a well-proven finger clutch which consists of eight fingers that make a frictional connection in any position. At any angle, the power flow to the next rotor is never cut off. The extremely robust finger clutches are absolutely lubrication-free, freeing you from time-consuming maintenance.



### Very flexible

The eight-finger clutches make Vendro an enormous investment for your farm. The flexibility of the drive line allows you to adapt the machine to your needs. Thanks to this enormous flexibility you can use the machine in a wide range of applications.



# The gearboxes

in the rear drive



Redder is a new rotor gearbox that allows the tractor to stop instantly when the PTO is switched off, eliminating any risk of damage to the rotor.



Redder is a new rotor gearbox that allows the tractor to stop instantly when the PTO is switched off, eliminating any risk of damage to the rotor.



The rotor harrow is a new rotor harrow that allows the tractor to stop instantly when the PTO is switched off, eliminating any risk of damage to the rotor.

## The drive line

- The rotor gearbox maximises safety when turning off the tractor.
- The rotor gearbox is a new rotor gearbox that allows the tractor to stop instantly when the PTO is switched off, eliminating any risk of damage to the rotor.
- **R** The rotor gearbox is a new rotor gearbox that allows the tractor to stop instantly when the PTO is switched off, eliminating any risk of damage to the rotor.

**KRONE**  
**K**

# The KRONE OptiTurn rotors


er or ond on n o e or e



Clad with big flotation tyres, the rotor  
 ee r n oe o e o e  
 tines for optimum contouring, avoid  
 n nne e r on n on or  
 or e

or on en red n n e o  
 condition, the tine arms of two adjacent  
 ro or o er enero on  
 en o ro eed e ro e  
 of wilting, allowing you to produce  
 or e n n rro r e  
 ndo

ero e od e ne r  
 re o ed o e ro or nd e red  
 ne r e n der e ne r  
 e d de n ode  
 o e ro





## Unique details

- ro d n o on o r n
- nd re d e ro er e
- **R** or e n nd n or re d
- **O** or n or n nd e or e

### KRONE O

### KRONE O

field but also in the milking parlour.



### KRONE O

n o o or de ered e ne  
ne e r ed nd ro e e  
rial with greater ease which is the first step in making  
e n d or e

e ne re ed o e ne r n  
e en r e o o o er e ne n e  
o one o ree o on e ro er n e or  
n or ood re n r n ro ond on nd  
field contours.

e o none ro ne re ne on  
o er re n r e e o er o e  
the ground, lifting the material cleanly and without  
contamination. This so-called combing effect mixes  
e ro er o e or n or nd on  
en

# The rotor tyres

Keeping in track



## Excellent guidance

- **Big flotation tyres**

or en e re d n nd ned rd  
ro e on

- **O**

or er e ro nd n nd e n or e

- 

o n r ed e

- 

ro e e ee n on ed ro

### **KRONE**

**flotation tyres that provide accurate control**



The rotor wheels run on big flotation tyres that give consistent on road performance and control on uneven ground. The tractor also in curved lines, leaving not a single blade of grass behind.



The rotor wheels and the KRONE rotary tedders, preventing long-edged rows and ensuring a smooth finish. The rotor wheels are equipped with extra plates for extra efficacy.



# Adjusting the angle of spreading

Optimises the conditioning quality



The spring-loaded pin adjusts the angle quickly and easily in four steps. No tools required, no pins need to be changed.

The machine can be adjusted to your specific needs.

## The right angle

- 1st position
- 2nd position
- 3rd position
- 4th position

# The border spreading facility

and no n e e nd



Vendro ode e order re d n on ro  
throws the material away from the border and into the field  
o no ro o er n n ee re onne ed o  
each other via the border spreading control linkage, ensur  
n e er n or or nd n or re d on  
ee o e



The border spreading facility on the Vendro 470 to 790 mod  
e o er ed on e ro e



The border spreading facility on the Vendro 820 to  
1120 models is operated hydraulically from the cab. A  
standard feature on these models, it is also available as an  
o on on o er ne e e ee re on  
ro ed e e en r dr r on e order  
re d n e n

## Perfect spreads

- od o e on o nd re
- **Manual control is standard specification**  
on Vendro 470 to 790
- ro e nd rd  
specification on Vendro 820 to 1120 and an  
option on Vendro 470 to 790 models

**when tedding along field boundaries. This is**



# Which working widths go together?

Mowers (2.00 m to 6.20 m) and rotary tedders

o e o re en one ed o r o r nd en e r or no r n  
n n on e

No. of rotors	4		6			8		10	
No. of arms/rotor	6	7	5	6	7	5	6	5	6
Model	Vendro 470	Vendro 560	Vendro 620	Vendro 680	Vendro 790	Vendro 820	Vendro 900/T	Vendro 1020/T	Vendro 1120/T/C








No. of rotors		4		6			8		10	
No. or arms/rotor		6	7	5	6	7	5	6	5	6
Model		Vendro 470	Vendro 560	Vendro 620	Vendro 680	Vendro 790	Vendro 820	Vendro 900	Vendro 1020	Vendro 1120
E E E E	R									
	R									
E	R									
E										
E										

# Which working widths go together?

Mower combinations (5.00 m to 10.10 m) and rotary tedders



No. of rotors	4		6			8		10	
No. of arms/rotor	6	7	5	6	7	5	6	5	6
Model	Vendro 470	Vendro 560	Vendro 620	Vendro 680	Vendro 790	Vendro 820	Vendro 900	Vendro 1020	Vendro 1120




No. of rotors	4		6			8		10	
No. of arms/rotor	6	7	5	6	7	5	6	5	6
Model	Vendro 470	Vendro 560	Vendro 620	Vendro 680	Vendro 790	Vendro 820	Vendro 900	Vendro 1020	Vendro 1120

E									
E E E									
E E E									
E E E									

# Vendro 470 · 560 · 620 · 680 · 790

Rotary tedders with 4 or 6 rotors



## Optimum tedding

- Wide range of 4.70 m to 7.90 m work widths  
o oo e ro
- nd ro d e
- or o ree edd n on o nd re
- or ode
- O  
n e on

Looking for a tedder that offers uncompromised


E



The models in this range differ in rotor size and number of tine arms, giving you the perfect choice to buy the outfit that's best for you, your business and your crops.

**E** of the line of rotors, optimising their ground hugging ability in uneven terrain, avoiding contamination and

ical struts are standard specification, hydraulic units



# Vendro 820 - 900 - 1020 - 1120

Rotary tedders with 8 or 10 rotors



o ro or ne e dr  
order re d n on ro on en  
en o er ed ro e e e  
r n e ne n n e re e  
o e order o er e n e  
field.

e dr d er n n e  
r n or o on nd en re e r n  
n n e nd er or e o ro e  
tracking in the field for uniform condition  
n nd o re d

o n on en en re e e e o o n or e e ne on e  
e d nd o e o er ro or e e ne e r ro nd e r ne o od edd n e  
e re e nd rd e re on Vendro nd nd no on on  
o er ode






## Making quality forage

- **Wide range of 8.20 m to 11.20 m working widths**  
to suit your needs
- **8- or 10-rotor machines**  
for one or two rows
- **Big flotation tyres increase ride comfort**  
and reduce fuel consumption
- **Independent suspension**  
reduces vibration and jolting

**The 8- and 10-rotor machines offer many**



...the 8- and 10-rotor machines offer many  
 ...the 8- and 10-rotor machines offer many  
 ...the 8- and 10-rotor machines offer many  
 ...the 8- and 10-rotor machines offer many



*Minimum losses and cleanest forage*

# Vendro T900 · T1020 · T1120 · C1120

erredeneron



ernor r n n e r o d o eno o  
e e o r o r do no od en  
o r o n d e r n e o r oo r e o on  
err n

**R**

een re od n ro e rred o  
nd e en e on ro ed do e n  
oo o er o o er or error nd  
n e od n e e eo e e  
en re e oo on o er or r e  
erroneo nd e n e e need o o er e  
e

eVendro r n n n e r o r r e e  
od nd o e r o r d r n  
work. With the running in this position, Vendro  
e n or d r on o e o d  
n r n r n e n o n or red ro  
e or d



## Compelling features

- 9.00 m to 11.20 m work widths
- Vendro on dr r  
ree on en no on
- o o e on eed e
- O  
oo r de

**KRONE**

**signed for: maximum reliability, maximum effi**





The Vendro C 1120 Plus features a lift-out ram as standard specification and a coil spring that raises the rotors, thereby cutting out the risk of damage to the rotors or the sward.



The Vendro C 1120 Plus running gear is an option, on the Vendro C 1120 Plus it is standard specification. In this specification, the lift-out ram takes off weight from the transport axle when the machine is in working position, thereby effectively avoiding the transport wheels scuffing the valuable sward. They continue serving effectively as normal.



Work height on Vendro C 1120 is adjusted mechanically or done on the ground. This way, you can easily adjust the height to suit your needs.

# Technical data

## Rotary tedders





		Vendro 470	Vendro 560	Vendro 620	Vendro 680	Vendro 790	Vendro 820
	ro						
	ro						
	n						
	ro						
<b>N</b>							
<b>N</b>							
<b>R</b>							
		e	e	e	e	e	e
	nd rd	e n	e n	e n	e n	e n	dr
	on	dr	dr	dr	dr	dr	
	on						
		on	on	on	on	on	on
						d	d
		13° - 19°	13° - 19°	13° - 19°	13° - 19°	13° - 19°	13° - 19°



		Vendro 900	Vendro T900	Vendro 1020	Vendro T1020	Vendro 1120	Vendro T1120	Vendro C1120
	ro							
	ro							
	n							
	ro							
<b>N</b>								
<b>N</b>								
<b>R</b>								
		dd e	dd e	dd e	dd e	dd e	dd e	dd e
	e			e		e		
	nd rd	dr	dr	dr	dr	dr	dr	
	nd rd							
	on							
		nd rd		nd rd		nd rd		
	d	d	2 da / 1 sa	d	2 da / 1 sa	d	1 da / 1 sa	
	13° - 19°	13° - 19°	13° - 19°	13° - 19°	13° - 19°	13° - 19°	13° - 19°	13° - 19°



KRONE E     



Vendro



en rone r e  
e e  
ee on  
n o d rone de

KRONE

K

rone de

o r o de er