
SPREADERS

MAKE EVERY MINUTE COUNT





CONTENTS

Introduction	4-5
Spread	6-7
WideTrac Fertiliser Spreader	8-12
Pro-Series Fertiliser Spreader	13-17
Pro-Series Technology	18
Orchard Spreaders	19
3T-Orchard Spreader	20-23
Orchard-MD Spreader	24-27
There is Value in Effluent	28-29
Slurry Spreader	30-33
From Feed to Seed	34
Global Presence	35

ENGINEERED PERFORMANCE

Ideas borne on local farms from local knowledge and experience. Then realised here by our local team of designers and engineers.

Time is the scarcest commodity on farm. We focus on understanding what you as a farmer require from your gear to engineer solutions that are in sync with your operation, and buy you more time.

Our story started with Wilfred Giltrap making bespoke machinery from his Otorohanga shed in 1959, and that same commitment to keeping our design and manufacturing local exists to this day. Building on his high standards, the shed has grown and so has our team's understanding of what it takes to build serious farm machinery. Together we're building on Wilfred's legacy, obsessing over the detail to design and manufacture robust equipment using only the best quality locally made and globally sourced components, the result being gear that is stronger and gets work done better and faster.

Our design process starts right here at the gate, listening to farmers and growers like yourself. The things we hear and the insights we gather are then combined with generations of engineering experience and an understanding of what technology has to offer.

Through this process, ideas are transformed into schematics and raw materials are engineered to create finished machinery built in our Otorohanga and Timaru facilities. Then each machine is put through its paces at our unique test facilities - real New Zealand farms like yours - to ensure each piece of kit lives up to the Giltrap reputation for strength, innovation and legendary durability.

It's all part of our promise: that as long as it's on your farm, a Giltrap machine will be in sync with your routine and make every minute count.



SPREAD

Working with farmers around the world, we've developed an integrated system of Fertiliser Spreaders and Slurry Spreaders.

This range combines leading technology and robust engineering to create reliable, low maintenance machinery. We don't compromise on the quality of our components. We use only the very best locally made or globally sourced materials. Collectively, they will help you make the most of accurately delivered nutrients, so you can sustain the long-term productivity of your land.



WIDETRAC FERTILISER SPREADER

Our WideTrac Spreaders provide next level performance at an entry level price. WideTrac comes standard with a 780mm wide belt for spreading versatility, handling anything you throw at it. Plus it embraces intuitive 21st century technology, with a digital interface that allows you to take care of spreader settings at the touch of a button.



PRO-SERIES FERTILISER SPREADER

Our large range of PRO-SERIES models all feature a wide belt and a stainless steel bin to save you time in the field and on maintenance. Electronic touch screen controller for finger tip control.



ORCHARD FERTILISER SPREADER

Our Orchard Spreaders are designed to handle organic matter like compost and mulch, or processed fertilisers such as superphosphate, lime and urea. Key features include a large volume Grade 304 stainless steel bin, wide belt and touch screen control for superior rate and placement control.



SLURRY SPREADER

Our Slurry Spreaders are an efficient and environmentally friendly way of utilising effluent and boosting grass and crop growth. A low centre of gravity and big flotation tyres let you reach any part of the farm and reliably apply the nutrients where you need them, with a machine designed and built for your farming conditions.



WIDETRAC FERTILISER SPREADER

We've thought a lot about what you really need from a fertiliser spreader and what investment you're prepared to make.

That's why the Giltrap WideTrac is tough and durable, easy to set up and able to handle pretty much every product you'll ever need to spread - all for a sharp price.



KEY FEATURES	BENEFITS
The 8mm double skinned polyethylene bin is extremely durable and UV stabilised to withstand the elements	Long lasting / easily maintained / reduced bridging / corrosion resistant
The chassis structure, drawbar and spinner assembly frame are hot dipped galvanised. The rear end of the spreader utilises stainless steel where possible, including the spinner discs and vanes	Reduces corrosion. Extra resistance to wear and tear
The 8mm thick rubber belt has our own chevron cleat pattern for moving the product inside the bin	Thick rubber belt for a long life. Chevron cleats are great for dragging light material out of the bin
The belt is chain driven using high-tensile chain which is hot dipped galvanised	The belt always tracks straight. Positive belt drive
The spreader belt is 780mm wide	Less chance of product bridging and lower centre of gravity. Spreads everything from urea to poultry manure
The spreader controller requires just three basic settings and you are ready to spread	Saves time. A very simple operation, easy to understand
The belt and spinners are driven hydraulically and the belt speed adjusts automatically as your ground speed changes	A positive and reliable drive. No v-belts or chains to worry about
The spinner discs are hydraulically speed controlled and can spread granulated fertilisers up to 24 metres	Excellent accuracy and a wide spread means less trips around the paddock
Standard features include a swivel tow eye, spinner protection bar and LED lights	Your machine will be visible and protected in the toughest of conditions
The rear door uses an electric actuator to control the door height	You don't need to manually set the door height. Excellent accuracy regardless of your forward speed
The plastic bin is comprised of multiple sections	You do not have to replace the whole bin if you damage a section

WIDETRAC FERTILISER SPREADER CONT.

A rigid internal steel superstructure provides strength and support for the plastic bin and is hidden away from the corrosive fertiliser.



A fully galvanised chassis and drawbar on the WideTrac gives superior protection against corrosion



A large perspex window gives good visibility of the load and the rear gate



Hydraulic hoses and wiring are channelled through the chassis where possible for protection from external elements



A galvanised spinner frame, nudge bar and stainless steel spinner discs enhances the WideTrac's protection against fertiliser corrosion



The wide rubber belt is fastened to a galvanised high-tensile chain and slat system for positive drive and no slippage



The 780mm wide rubber belt is 8mm thick, with aggressive chevron cleats to deliver product through the rear door without bridging

PERFECT CONTROL

Every job is easy to set up and control with a few simple steps.

Enter the spread rate, product density and spread width, then the WideTrac automatically manages gate height and belt speed to accurately spread your valuable fertiliser. The display is clearly visible from the tractor seat to be able to keep an eye on the spinner speed and job settings while you drive.



OPTIONAL EXTRAS

- A PVC rollover cover to keep the rain and elements out of the bin
- Hydraulic brakes for safety
- Wheel choices. Single axle and double axle models available on a range of different tyre size options
- Moulded polyethylene mudguards to help keep the spreader clean
- Foldaway ladder to make access to the bin easy
- Internal bin mesh to help filter the lumps out of fertiliser
- Quick hitch stand for a faster turn around when loading bulk material
- Spinner reversing kit for pushing high volume product directly out the back of the spreader



PVC rollover cover

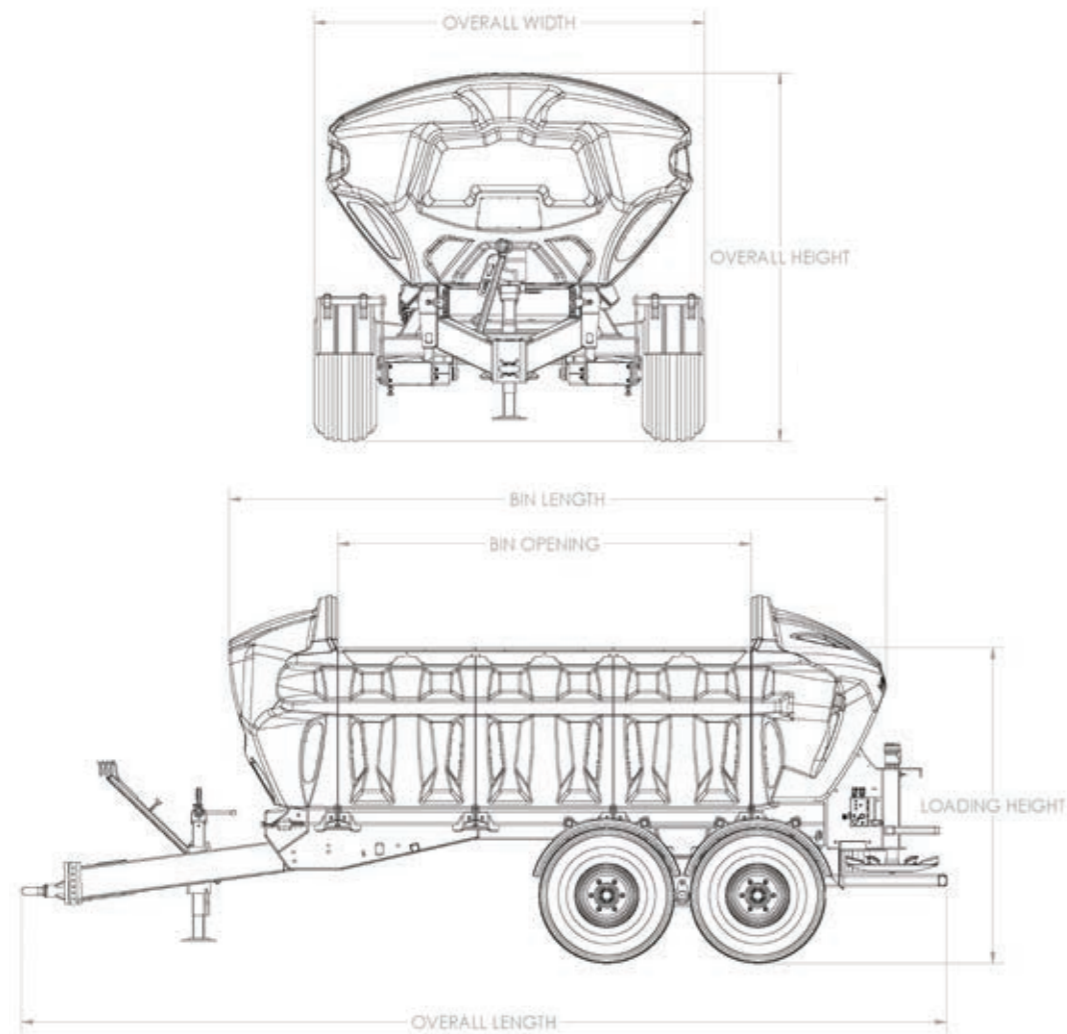


Mudguards



Different wheels and axle configurations are available

WIDETRAC FERTILISER SPREADER CONT.



DIMENSIONS AND CAPACITIES

MODEL	4T WIDETRAC	6T WIDETRAC	8T WIDETRAC
Capacity (with Superphosphate)*	4.4 tonnes	6.1 tonnes	7.8 tonnes
Capacity (with Lime)*	5.7 tonnes	7.9 tonnes	10.1 tonnes
Capacity (with Urea)*	3.1 tonnes	4.3 tonnes	5.5 tonnes
Overall Length	5.05m	5.95m	6.85m
Overall Width**	2.42m	2.52m	2.56m
Overall Height**	2.38m	2.38m	2.46m
Loading Height**	2.05m	2.05m	2.13m
Bin Length	3.35m	4.25m	5.15m
Bin Opening	1.80m	2.70m	3.60m
Tare Weight	2140kg	2360kg	2830kg
Standard Axle	Tandem	Tandem	Tandem
Axle Size	70mm	70mm	80mm
Standard Wheels	11.5/80 x 15.3	400/60 x 15.5	400/55 x 22.5
Recommended Hydraulic Flow	40-60 L/min	40-60 L/min	40-60 L/min

* Superphosphate at 1.2T/m³, Lime at 1.55T/m³, Urea at 0.85T/m³

** When fitted with standard wheels

PRO-SERIES FERTILISER SPREADERS

If you want to manage rate control, have electronic weighing for precise rate calibration, adjustable spinner speeds, record application details from the tractor seat, our Pro-series spreaders are right for you.

GPS connection further enhances application rate accuracy, and recording details.



PRO-SERIES FERTILISER SPREADERS CONT.

KEY FEATURES	BENEFITS
3mm grade 304 stainless steel bin. Rear spinner frame is hot dip galvanised and the spinner discs are stainless steel with replaceable stainless spinners	Exceptional corrosion resistance. Extended wear and durability
Scales can be fitted at the factory or supplied as an after-market kit	Gives an accurate weight of the fertiliser in the bin, and enables the auto-calibration function to enhance the application accuracy
Low centre of gravity	Safety around hills
Hydraulically adjusted door with multiple spreading positions for different application rates and products	Fast, positive opening and closing of the door. Reliability of correct application rates
The 850mm wide x 8mm thick vulcanised endless rubber belt has 5mm high chevron cleats	Moves fertiliser, compost and poultry manure efficiently through the door
Independently touch screen adjusted spinners from the tractor seat with sectional boundary control spreading function	Finger tip control of spreading widths. Reduces spreading of areas not to be spread into
The spinner direction is easily reversed at the hydraulic valve	Enables more effective spreading of bulky organic fertiliser and compost



Manage and monitor all rates, spreading parameters and job records with the electronic touch screen controller



The proportional hydraulic control valve delivers oil to the belt drive and is adjusted automatically by the computer to maintain a constant fertiliser application rate



The 3mm grade 304 stainless steel bin provides years of corrosion-free use. The wide low profile bin is easy to fill and stable on steep hills



The stainless bin is bolted, not welded to the independent chassis. This makes it easy to remove and service if required, and minimises any risk of stress cracking from welding stainless to mild steel. Load cells for electronic weighing can be factory fitted or easily retro-fitted



The extremely durable 850mm wide x 8mm thick vulcanised endless rubber belt, with 5mm chevron cleats, capably moves fertiliser, lime, compost and chicken manure efficiently through the rear door



Independently touch screen adjusted spinners from the tractor seat with sectional boundary control spreading function



Bi-directional spinner vanes can be fitted to run the spinner discs in reverse for spreading high volume rates of lime, compost and poultry manure



The door height is quickly and easily adjusted hydraulically with multiple spreading positions to cover the range of products and application rates




An optional PVC rollover cover keeps rain out of the bin. The cover rolls up tightly when it's not in use, and is easily stretched taut over the bin to provide a reliable weatherproof seal




PRO-SERIES FERTILISER SPREADERS CONT.

OPTIONAL EXTRAS


- Electronic scales with automatic rate calibration
- GPS job mapping and record keeping for proof of placement
- Electronic headland control, using GPS technology to automatically switch off the spreading belt when the machine crosses over an area which has already been spread
- ISOBUS control upgrade
- Reversible spinner kit (includes discs)
- Wheel options
- Hydraulic brakes for increased safety
- PVC rollover cover stretches tight over the bin to keep fertiliser dry
- LED tail lights for visibility on public roads
- Front and rear belt covers to keep the belt clean and dry
- Internal bin mesh with a 50mm grid to sift out large objects
- Hydraulic jack stand
- Rear belt brush
- Spinner nudge bar
- Side banding attachments for granulated fertilisers
- Rear side delivery conveyors for band spreading organic products
- Gooseneck or sprung drawbar for larger diameter wheels and shock absorption
- Row crop axle spacing and wheels



Rear belt brush - reduces build up of spread material on the belt. Reduced maintenance



Internal mesh 50mm - prevents large clumps of product blocking rear door or damaging spinners



Weight reducing rail kit - reduces excessive weight / compaction on the belt during travelling



Spinner impact guard - reduces damage to spinners when operating in undulating areas or reversing



Front belt cover - protects belt from mud and debris thrown from the tractor during travel and reduces the possibility of product contamination



ISOBUS control upgrade

DIMENSIONS AND CAPACITIES

MODEL	3T-2501	4T-3802	6T-5001	8T-6601	10T-8301	12T-10001	15T-12401
Capacity (with Superphosphate)**	3.0 tonnes	4.6 tonnes	6.0 tonnes	8.0 tonnes	10.0 tonnes	12.0 tonnes	15.0 tonnes
Capacity (with Lime)**	3.9 tonnes	5.9 tonnes	7.8 tonnes	10.2 tonnes	13.0 tonnes	15.6 tonnes	19.5 tonnes
Capacity (with Urea)**	2.1 tonnes	3.2 tonnes	4.3 tonnes	5.6 tonnes	7.0 tonnes	8.4 tonnes	10.5 tonnes
Overall Length	5.30m	4.70m	5.40m	5.90m	6.80m	6.80m	6.80m
Overall Width	2.50m	2.50m	2.50m	2.50m	2.50m	2.80m	2.79m
Overall Height	1.50m	1.98m	1.98m	2.15m	2.21m	2.52m	2.83m
Bin Length	3.00m	2.40m	3.10m	3.60m	4.50m	4.50m	4.50m
Tare Weight	1050kg	1800kg	2060kg	3060kg	3400kg	TBA	TBA
Standard Axle	Single	Tandem	Tandem	Tandem	Tandem	Tandem - braked	Tandem - braked
Axle Size	60mm	60mm	70mm	80mm	80mm	90mm	100mm
Wheels	400/60 x 15.5	11.5/80 x 15.3	400/60 x 15.5	400/55 x 22.5	500/45 x 22.5	500/60 x 22.5	560/60 x 22.5
Recommended Hydraulic Flow	40-60 L/min	40-60 L/min	40-60 L/min	40-60 L/min	40-60 L/min	40-60 L/min	40-60 L/min

** Superphosphate at 1.2T/m³, Lime at 1.55T/m³, Urea at 0.85T/m³

TECHNOLOGY

PRO-SERIES & ORCHARD SPREADERS

We combine seamless design and world-class technology into every piece of machinery.

All models of the PRO-SERIES and Orchard fertiliser spreader are standard with an electronic rate control with colour graphic touch display. This advanced control is operated from the tractor seat and provides you peace of mind that you can spread every job perfectly.



Spreader parameters

THIS TECHNOLOGY PROVIDES THE FOLLOWING KEY FEATURES

- Precision and flexibility to vary spreading rates electronically
- Includes touch screen control for the spinner speeds and border spreading
- Optional electronic scales to precisely measure the load and amount spread
- GPS connection provides on screen painted application picture
- Provides automatic rate calibration with scales fitted



Spinner speed control

MORE CONTROL

- For those wanting more advanced control and measurement there are additional upgrade options:
 - 1 GPS functionality to enable coverage mapping of jobs as they are done for proof of placement and add prescription maps
 - 2 Variable rate spreading from prescription maps (shape files) when using GPS and USB
 - 3 Automatic headland control to switch the belt off in areas that have already been spread with fertiliser



Auto calibration

ADVANCED FEATURES INCLUDE

- Monitored functions including rate and belt speed warnings delivered as audible warnings and visual messages
- Transfer your data between the field and your office using a USB port
- Product calibration by name and product, adjusting the spread width and application rate at the touch of a button
- Record all areas mapped including the rate, date and tonnages



ORCHARD SPREADERS

Spreading in vineyards, orchards and other horticultural settings can be difficult. With tight row spacing and sometimes limited height canopies, it's important to select the right spreader for the job.

Giltrap Orchard Spreaders belong to our Pro-Series range and are designed to handle organic matter like compost and mulch, or processed fertilisers such as superphosphate, lime and urea. Key features include a large volume Grade 304 stainless steel bin, wide belt and touch screen control for superior rate and placement control.

CHOOSE FROM TWO MODELS

3T-ORCHARD

This is our original popular selling machine with an endless vulcanised belt, roller bed floor and swappable rear delivery units including twin spinners and three different belt configurations for banding or piling.



ORCHARD-MD

For the best of both worlds, the ORCHARD-MD lets you swap between rear broadcast spreading with twin spinners, or banding with the front belt in full view of the driver, with no change-over time.





3T-ORCHARD SPREADER

Built low and narrow, the bin volume is still large at 2.5 cubic metres, and the wide rubber belt is perfect for handling composts, mulches, poultry manure and grape marc, as well as the full range of granulated fertilisers, lime and gypsum.

The axle can be positioned for optimum headland turning performance and the single wheels eliminate tyre scuffing in tight turns. Twin rear spinners with bi-directional flights are fitted as standard, and the spinner direction of rotation is easily switched to best suit the product you're spreading. Our Orchard Spreaders have full electronic control with touchscreen and hydraulic drive so that you can manage application rates precisely.

KEY FEATURES

Fully fabricated grade 304B stainless steel bin with no mild steel or painted parts

The spreader is designed to be 'scale ready' and scales can be fitted at the factory or supplied as an after-market kit

Hydraulic drive system, measuring ground speed electronically for spreading rate control adjustment via the touchscreen controller

Optional rear attachments for different methods of band spreading. Easily swapped with quick latch systems and hydraulic quick couplers

Twin stainless steel spinner discs can be adjusted independently for speeds up to 1000rpm for spreading widths out to 24 metres

Fully enclosed spinner shaft drivelines

Stainless steel fertiliser deflectors behind the spinners

Very wide 850mm belt with chevron cleats

60mm diameter bed rollers support the belt at 120mm centres along the length

Drive roller is crowned

Belt drive and idler cage rollers are hot dip galvanised

Stainless steel adjusters for belt positioning and tracking

Adjustable height swivel towing hitch

Bolt-on axle assembly

Adjustable quick lift jack stand

BENEFITS

Stainless steel is a highly corrosion resistant material which gives you the best protection from harsh fertilisers

On-board scales give an accurate weight of the fertiliser in the bin, and enable the auto-calibration function on the rate controller

Excellent accuracy and spread rates can be adjusted quickly from the tractor seat. No high maintenance mechanical ground or wheel drives

Gives you flexibility to adapt the machine for different composts and fertilisers. Change the application method to suit the orchard

The spinner direction is easily reversed at the hydraulic valve for more effective spreading of bulky organic fertiliser and compost

Keeps the spinner shafts and bearings in a sealed environment away from corrosive fertilisers

The deflectors keep fertiliser away from the tractor and spreader wheels

Lets you spread nearly any type of product from high analysis granular fertilisers to bulky, organic composts or chicken litter

This is a very low-friction surface for the belt to transfer the fertiliser along the floor so that you can carry and spread heavy loads

For reliable belt tracking

Protected from corrosion

This is a simple tensioning and tracking system which is corrosion resistant

Lets you set the spreader level to suit the tractor drawbar height

For simple removal and servicing

Quickly and easily take the spreader on and off a tractor

3T-ORCHARD SPREADER CONT.



Galvanised spinner assembly with stainless steel discs gives excellent durability



The belt is hydraulically driven through a reduction gearbox



The 850mm belt with cleats will handle all products



The control valve has simple twist knobs to quickly change the spinner direction for different products




The rear door can be quickly adjusted for different rates



The quick lift jack and adjustable height towing eye make it easy to set the spreader up on any tractor

OPTIONAL EXTRAS

- Hydraulic brakes - to provide operator safety and allow machine operation in difficult terrain
- PVC flat cover - to keep rain out of the bin
- LED tail lights
- 50mm internal bin mesh
- Front belt cover with a 50mm grid to sift out large objects
- Belt brushes (rear)
- Electronic scales with auto rate calibration for improved accuracy and a fast calibration process
- Permco 32cc commercial spinner motors for high work rates
- Tyre options. There are various tread patterns, rolling diameters and ground pressure properties to choose from for your specific needs
- GPS job mapping and record keeping for proof of placement
- Electronic headland control, using GPS technology to automatically switch off the spreading belt when the machine crosses over an area which has already been spread
- ISOBUS control upgrade



50mm internal bin mesh



LED lights



Electronic scales and auto calibration



ISOBUS control upgrade

OPTIONAL REAR ATTACHMENTS FOR BAND SPREADING



Single Side Banding



Double Side Banding



Double belt with delivery to both sides, or single belt with delivery to right hand side (next page)



DIMENSIONS AND CAPACITIES

MODEL	3T-ORCHARD
Capacity (with Superphosphate)**	3.0 tonnes
Capacity (with Lime)**	3.9 tonnes
Capacity (with Urea)**	2.1 tonnes
Overall Length	4.90m
Overall Width	1.66m
Overall Height	1.45m
Bin Length	3.00m
Tare Weight	970kg
Standard Axle	Single
Axle Size	60mm
Wheels	10.0/75-15.3
Recommended Hydraulic Flow	40-60 L/min

** Superphosphate at 1.2T/m³, Lime at 1.55T/m³, Urea at 0.85T/m³

* All attachments shown are also available for the large spreader range

ORCHARD-MD SPREADER

The huge advantage of the Multi-Delivery Orchard Spreader is the inclusion of a permanent side delivery conveyor mounted at the front of the bin.

This lets you easily switch between broadcasting with the rear twin spinner discs or banding from the front belt – invaluable when you need to deliver high rates of bulky compost or mulch. It's easy for the tractor driver to see and control.

tight turns. Twin rear spinners with bi-directional flights are fitted as standard, and the spinner direction of rotation is easily switched to best suit the product you're spreading.

The axle can be positioned for optimal headland turning performance and the single wheels eliminate tyre scuffing in

The Orchard-MD has full electronic control with touchscreen and hydraulic drive so that you can manage application rates precisely.

KEY FEATURES	BENEFITS
A permanent front-mounted conveyor with a large door	High volume band spreading of bulky materials in full view of the driver. The belt is speed controlled for accurate placement and can be adjusted out for extra reach
Touch screen electronic rate control	Precision and flexibility to monitor and vary spreading rates easily
Independently adjusted spinners with touchscreen control from the tractor seat and sectional boundary spreading control	Finger tip control of spreading widths. Reduces spreading of areas not to be spread
Hydraulic drive system	Excellent accuracy and spread rates can be adjusted quickly from the tractor seat. No high maintenance mechanical ground or wheel drives
The spreader is 'scale ready'	Add scales at the factory or as an after-market kit for load measurement and auto calibration
The large volume bin holds 2.35 cubic metres of product. It's manufactured from Grade 304 stainless steel	Stainless steel gives superior corrosion resistance to harsh chemical fertilisers. The large volume bin maximises productivity
The main belt is 780mm wide with moulded cleats. The belt is attached to a high tensile chain and slat assembly for a positive drive and maintenance-free tracking	Handles all types of high analysis fertilisers and bulky organic products
The drawbar and axle positioning is designed for a tight turning circle in headlands and optimal trailer tracking	Excellent maneuverability
Heavy duty crash guard wraps around the front conveyor	Protects the belt from posts
Tapered front corners on the stainless bin	Minimise vine and fruit damage
Rear mounted stainless steel spinners are bi-directional to suit the spreading application	Reversing the spinners to carry product through the centre lets you broadcast spread higher rates of bulky materials
Rear banding attachments for the spinners are a great option for band spreading granular fertiliser	Place the fertiliser how the Orchardist wants it to best suit the plants



ORCHARD-MD SPREADER CONT.




The front conveyor has a large door for high volumes. The belt is speed controlled for accurate placement



Rear mounted stainless steel spinners are bi-directional to suit the spreading application



The 2.35 cu.m bin is made from grade 304 stainless steel for superior corrosion resistance



The main belt is 780mm wide with moulded cleats to handle all types of high analysis fertilisers and bulky organic products




The drawbar and axle positioning is designed for a tight turning circle in headlands and optimal trailer tracking



Rear banding attachments for the spinners are a great option for band spreading granular fertiliser

OPTIONAL EXTRAS

- Hydraulic brakes - to provide operator safety and allow machine operation in difficult terrain
- PVC flat cover - to keep rain out of the bin
- LED tail lights
- Internal bin mesh 50mm
- Front belt cover with a 50mm grid to sift out large objects
- Belt brushes (rear)
- Electronic scales with auto rate calibration for improved accuracy and a fast calibration process
- Permco 32cc commercial spinner motors for high work rates
- Tyre options. There are various tread patterns, rolling diameters and ground pressure properties to choose from for your specific needs
- GPS job mapping and record keeping for proof of placement
- Electronic headland control, using GPS technology to automatically switch off the spreading belt when the machine crosses over an area which has already been spread
- ISOBUS control upgrade



50mm internal bin mesh



LED lights



Electronic scales and auto calibration



ISOBUS control upgrade

OPTIONAL REAR ATTACHMENTS FOR BAND SPREADING



Single Side Banding



Double Side Banding



Double belt with delivery to both sides, or single belt with delivery to right hand side (see page 23)

DIMENSIONS AND CAPACITIES

MODEL	ORCHARD-MD
Capacity (with Superphosphate)**	2.8 tonnes
Capacity (with Lime)**	3.7 tonnes
Capacity (with Urea)**	2.0 tonnes
Overall Length	4.80m
Overall Width	1.66m
Overall Height	1.45m
Bin Length	3.00m
Tare Weight	1375kg
Standard Axle	Single
Axle Size	60mm
Wheels	10.0/75-15.3
Recommended Oil Flow	40 - 60 L/min

** Superphosphate at 1.2T/m³, Lime at 1.55T/m³, Urea at 0.85T/m³
 * All attachments shown are also available for the large spreader range



THERE IS VALUE IN EFFLUENT



THE BENEFITS OF EFFLUENT

A well designed system and management plan will enable as much as 80 to 90% retention of the nutrient value.

The organic matter in the effluent will also improve soil water holding characteristics, aeration and drainage and will make soil less prone to compaction and erosion.

Research shows that 1kg N from effluent is equivalent to 1kg N from Urea, in terms of pasture production, composition and nitrate leaching. Therefore farm dairy effluent can produce good pasture response, up to 10 to 15kg DM per kg N applied in effluent.

ESTIMATED NUTRIENTS IN EFFLUENT FROM 100 COWS (KG/YR)*

No feed pad - farm dairy effluent

	N	P	K
All grass system (milking 270 days twice a day)	590	70	540
Feeding 2tDM/ha of maize silage in paddock	668	80	668

Using a feed pad - farm dairy effluent plus feed pad effluent (feeding 2tDM/ha of maize silage)

TIME ON PAD	N	P	K
1/2 hour on pad per day	838	100	868
1 hour on pad per day	1008	120	1044

NUTRIENT	SOLID FERTILISER EQUIVALENT OF EFFLUENT FROM 100 COWS (all grass system - as above table)
N	1.3 t of Urea
P	0.7 t of superphosphate
K	1.1 t of MoP (50% potash)
Mg	0.2 t of MgO

NUTRIENT	SOLID FERTILISER EQUIVALENT OF EFFLUENT FROM 100 COWS (feeding 2tDM/ha of maize silage on a feed pad, 1 hr per day)
N	2.2 t of Urea
P	1.3 t of superphosphate
K	2.1 t of MoP (50% potash)
Mg	0.3 t of MgO

Figures are estimated using the Overseer nutrient budget model, figures will vary from farm to farm. Testing the effluent from your farm will confirm the nutrient values.

*Source: DairyNZ and Environment Waikato's "A guide to managing Farm Dairy Effluent".

SLURRY SPREADER

Take your farm effluent where it's needed and reap the benefits of free NPK and organic matter.

We've been building high quality slurry spreaders for more than 30 years, so we have loads of experience, and with models from 5,000L to 20,000L there's something to suit the scale of your operation and productivity needs.

Top quality components ensure constant, reliable handling of effluent, day in and day out. The tank is manufactured from 6mm plate steel, with 6mm domed ends and a strong integrated chassis giving the tank support throughout its entire length.

The vacuum pump is a Battioni Pagani rotary vane type, which is very low maintenance, and efficiently handles the day to day duty cycles of a farm effluent spreader. The tanks are built to an exacting standard, and are individually pressure tested to twice the recommended working pressure to guarantee build quality and safety in the field.



KEY FEATURES	BENEFITS
6mm steel tank with a fully incorporated monocoque chassis	Sturdy but lightweight design. The chassis fully supports the tank along its length for strength and durability
Double butt welded tank seams	This superior welding joint method will outlast other tanks which commonly use an overlap joint that can easily fail under pressure
Low centre of gravity	Easy to tow and safe in steep terrain. Designed especially for NZ and Australian farms
Garnet blasted and painted, including inside the tank with a durable triple pack epoxy coating	Epoxy coatings provide a durable and easily maintained corrosion protection in harsh liquid environments compared to galvanising, which only slows down corrosion and can't be fixed once corrosion starts
Independent fixed or suspension drawbar with adjustable angle position	Choose from a fixed drawbar or add suspension for more ride comfort. Changing the drawbar angle improves drainage to the rear discharge which is important for loads with a lot of sediment
High volume rotary vane vacuum pump	These pumps have large air flow, high vacuum pressure and low maintenance requirements, reliably filling and emptying the tank with quick cycle times for high productivity
Internal baffle plates	Reduces load surging to improve driver comfort and safety
Top and rear quick access hatches with over-centre latches	Makes it quick and easy to inspect inside the tank and hose through from the top for cleaning
3 filling points	Choose to fill from either side at the front or through the rear of the tank, whichever suits your farm
External tank level indicator	Using a float system, the level indicator is easy to see from the tractor and it doesn't need regular cleaning, unlike a sight glass
Brass valves and galvanised hose fittings	Our European sourced components are made specifically for slurry and effluent handling, and they are impervious to corrosion
Double moisture trap system	We use an overflow valve and a moisture trap in combination to keep liquid out of the vacuum pump for an improved service life
Large diameter vacuum reinforced filling hoses are sectioned in 4 metre lengths, and supplied with a galvanised steel suction pipe	Lightweight and easy to handle, with high flow rates for quick filling. The total suction hose length is 11 metres, with extra 4 metre sections supplied on request
Tandem axle with greasable long life oscillating beam bushes	Standard fitment on every tank to improve the towing performance on soft and uneven ground, and keep the centre of gravity low for stability. Large single tyres can be fitted on request
Swivel tow hitch or K80 ball hitch	Safe and smooth towing

SLURRY SPREADER CONT.



Italian Battioni Pagani rotary vane vacuum pumps are standard equipment, featuring rugged design, high airflow capacity and low maintenance requirements




Domed ends are 6mm steel plate, double butt welded into the tank cylinder, providing superior strength and longevity




A float level indicator visible from the tractor seat shows how full the tank is



Galvanised quick coupling hose connectors offer an easy hook up and decoupling system for the suction hoses with minimal hassle or mess. Reinforced rubber suction hoses are designed to withstand the forces of full vacuum, and are supplied in 4m lengths for ease of handling



Over-centre latches on the hatches make tank access for cleaning and servicing quick and easy



Internal baffle plates reduce load surging for driver comfort and safety



Brass gate valves deliver high flow rates and withstand the corrosive environment



The double moisture trap system keeps liquid out of the vacuum pump to extend the service life



Dual brass high-flow vacuum breaker valves protect the tank and pump from high vacuum loads



Tandem axles with oscillating walking beams are standard equipment for high flotation and smooth towing on rough ground



Centralised remote greasing for the axle pivot bushes makes maintenance easy



The towing connection is standard with a heavy duty swivel coupling, or can be swapped to a K80 ball hitch

OPTIONAL EXTRAS

- Tandem and single wheel options
- Hydraulic brakes - provide operator safety and allow machine operation in difficult terrain
- Sprung axles
- Sprung steering axle
- LED tail lights
- Side nozzle - available to discharge material onto hillsides or over fence lines
- Inverted discharge nozzle - reduce drift and other mess by directing the slurry toward the ground
- Hydraulic suspension on draw-bar - minimised stress to the tank/drawbar and gives superior ride to the operator
- 75mm trough cleaning kit
- Autofill - makes short work of reloading the tank, without leaving the tractor seat
- Extra autofill base station
- 200mm hose lifter - only available when 200mm Autofill is fitted
- Turbo filler for faster filling performance
- Air filter/silencer for pump
- Quick hose coupler
- Mudguards
- Rear stone trap
- Rain gun with combined pumps
- K80 ball hitch
- Electronic control and monitoring - uses technology with a flow-meter and touch screen to create GPS coverage maps of each job for proof of placement



Auto-fill system with pump actuation simplifies and speeds up the filling process



Hydraulic drawbar suspension kit - improves ride comfort and can be used to increase or decrease the tank drainage angle



Add technology with a flow-meter and touch screen to create GPS coverage maps of each job for proof of placement recording

DIMENSIONS AND CAPACITIES

MODEL	5000	7500	10000	12000	15000	20000
Tank Diameter	1.60m	1.60m	1.80m	2.00m	2.00m	2.00m
Tank Length	3.10m	4.30m	4.40m	4.10m	5.06m	6.66m
Tank Capacity	5250 litres	7700 litres	10050 litres	12050 litres	15050 litres	20000 litres
Baffles	1	1	1	2	2	3
Tare Weight	2130kg	2600kg	3750kg	3900kg	4400kg	7700kg
Overall Length	5.45m	6.70m	6.80m	6.50m	6.85m	8.50m
Overall Height	2.40m	2.45m	2.90m	3.10m	3.10m	3.20m
Overall Width	2.50m	2.50m	2.50m	2.80m	2.80m	2.65m
Pump Capacity	6500 L/min	8000 L/min	12000 L/min	12000 L/min	12000 L/min	12000 L/min
Pump Lubrication	Automatic	Automatic	Automatic	Automatic	Automatic	Automatic
Hose Size	150mm (6")	150mm (6")	200mm (6")	200mm (6")	200mm (6")	200mm (6")
Hose Length	4m (x2) plus 3m probe	4m (x2) plus 3m probe	4m (x2) plus 3m probe	4m (x2) plus 3m probe	4m (x2) plus 3m probe	4m (x2) plus 3m probe
Filling Points	3	3	3	3	3	3
Manhole Access Points	2	2	2	2	2	2
Axle Type	Tandem	Tandem	Tandem	Tandem	Tandem	Triple with steering
Axle Size	60mm (6 stud)	70mm (6 stud)	80mm (8 stud)	90mm (8 stud)	90mm (8 stud)	130mm (10 stud)
Wheels	400/60 x 15.5	400/60 x 15.5	500/60 x 22.5	500/60 x 22.5	500/60 x 22.5	560/60 x 22.5

FROM FEED TO SEED

That's the Giltrap Ag difference. From hard-working Giltrap machinery to help you feed, spread and carry to Duncan Drills, the world's best drilling technology. We help take the hard work out of producing some of the world's finest pasture and crops. When it comes to delivering for our local farmers, we keep it real by keeping it in New Zealand.



**GILTRAP
FORAGE WAGON**



**BUCKTON
FORAGE WAGON**



BALE FEEDERS



MULTIPLUS FEEDER



TIP TRAILERS



CONSTRUCTION TRAILERS



**DUNCAN
DISC DRILLS**



**DUNCAN
TINE DRILLS**



ACCESSORIES

GLOBAL PRESENCE, LOCAL KNOWLEDGE



We put so much time and energy into bringing you the best possible product that we aren't going to let this stop when the equipment leaves our factory. With a dealer network around the globe we've made sure you'll get the best ongoing equipment support no matter where you are.

**TO FIND YOUR LOCAL DEALER VISIT
GILTRAPAG.CO.NZ/OUR-DEALERS**

GILTRAP AG
ENGINEERED PERFORMANCE



24/7

We've assembled a comprehensive dealer network that knows what it takes to keep your Giltrap machinery in peak condition. With a blend of local knowledge and engineering expertise our team is here 24/7, so your business doesn't have to stop.

To find out more about our local dealer network or to discuss your specific needs, contact a member of our team.

NEW ZEALAND (HEAD OFFICE)

TEL +64 7 873 4199

EMAIL info@giltrapag.co.nz
giltrapag.co.nz

AUSTRALIA

TEL +61 3 9369 6548

EMAIL sales@giltrapag.com.au
giltrapag.com.au

To find your local Giltrap and Duncan dealer visit
giltrapag.co.nz/our-dealers